

BARIATRIC

Solutions

For iNX®, POWER X1®
and 35X PROFlexx®
Ambulance Cots



Large patients require added support for their larger mass to provide greater comfort and safe, stable transfers and transport with your cot.

Ferno Bariatric Solutions allow you to quickly and easily convert standard Ferno cots into a bariatric transport solution **on-scene**, eliminating the need to buy a separate, dedicated stretcher.



35X PROFlexx® has a **1,100 lb load capacity** and 360 degree turning radius in lowest position



POWER X1® boasts a **700 lb unassisted lift weight capacity** from it's lowest position



The **iNX®** with **SX Surface Xtenders™** offers a **true no-lift bariatric solution**

BARIATRIC Solutions

FEATURES

FERNO Bariatric Solutions

- provide the flexibility to safely transfer and transport larger patients with a standard Ferno ambulance cot

The SX Surface Xtender™

- offers 5 locked positions, and widens the cot surface of the iNX and POWER X1

The LBS Jr.™

- provides a narrow profile and folding side frames for greater maneuverability through doorways

Foldable For Easy Storage

- the LBS JR bariatric board folds for easy storage in an ambulance when not in use

POWER X1 and 35X PROFlexx

- feature 1,100 lb load capacity in the lowest position and true 360 degree turning radius so you can keep a low center of gravity for moving heavy patients safely

Additional accessories facilitate smooth transfer

- and transport of the patient, including the Manta Transfer Sheet, the Bariatric Tow Package, and Push-Pull Handles

FERNO Bariatric Solutions are Compliant

- with SAE J3027 when combined with corresponding cot fastening system

iNX



No. 0015818 (with fold arms)
No. 0015819 (with SX)

POWERX1






No. 0015807

35X PROFlexx




No. 0015790

Standard Width	24 in / 609 mm	24 in / 609 mm	24 in / 609 mm
Solution	 <p>SX Surface Xtender™ OR LBS Jr.™</p>	 <p>SX Surface Xtender™ OR LBS Jr.™</p>	 <p>LBS Jr.™</p>
Width (Open)	35 in / 889 mm (SX) 41 in / 1040 mm (LBS JR)	37 in / 939 mm (SX) 41 in / 1040 mm (LBS JR)	41 in / 1040 mm (LBS JR)
Width (Folded)	24 in / 609 mm (SX) 29 in / 749 mm (LBS JR)	24 in / 609 mm (SX) 29 in / 749 mm (LBS JR)	29 in / 740 mm (LBS JR)

SOLUTIONS AND ACCESSORIES



LBS Jr. Bariatric Board
Includes LBS Jr. Pillow Wedge, Manta Transfer Sheet Restraints and Mounting Blocks
No. 000LBSJRINX (iNX)
No. 0822499 (Power X1)
No. 0822184 (35X)



Three Stage IV Pole
No. 1590160



Pillow Wedge
No. 0832159



IV Pole
No. 0087173 (for LBS Jr.)



LBS Jr. Mattress
No. 0314050



Manta Transfer Sheet
No. 0382969



Straight Push/Pull Handles
No. 0822148 (head end PX1 & 35X)
No. 0822146 (foot end PX1 & 35X)



SX Surface Xtender™
No. FWESX (iNX)
No. 1590159 (Power X1)



LBS Jr. Carrying Case
No. 0822179 (matt only)
No. 0822180 (matt & LBS Jr)



Bariatric Tow Package
No. 0822121 (for 35X)



Angled Push/Pull Handles
No. 0822147 (head end PX1 & 35X)
No. 0822112 (foot end PX1 & 35X)